

HOLIDAYS HOMEWORK

&

AN INTER DISCIPLINARY PROJECT

- **THEME: EXPLORE THE ISLANDS**
- **CLASS: VI**
- **SESSION: 2024-25**


Dear Students,

This time of Summer vacations demands of you to put together your individual and collective energies, talents and resources to ensure the building up of functional academics as well as your creative, analytical and organizational skills. Therefore, the holidays Homework has been designed with the above list objectives in mind.

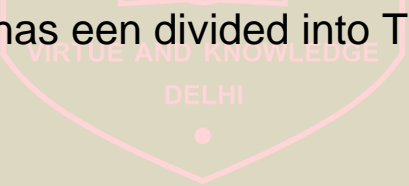
Note: Separate Instructions have been mentioned for each activity. Kindly adhere to them.



LEARNING OBJECTIVES

- **Understanding the geographical features, topography, and climate of islands provides insights into diverse ecosystems, coastal environments.**
 - **Exploring islands reveals unique flora and fauna, including endemic species found nowhere else.**
 - **Explore the historical significance of islands, including their roles in trade, colonialism, maritime exploration, and independence movements, and analyze their legacies in shaping regional and global history.**
 - **Exploring the tourism potential of the islands offers insights into marketing strategies, infrastructure development, and sustainable tourism practices, crucial for promoting responsible tourism and economic growth.**
- 

General Instructions:-


1. The holiday homework has been divided into Three parts
 - Interdisciplinary Project,
 - Subject Based Projects
 - Ek Bharat Shreshtha Bharat.
 2. All the work should be done on A4 size sheets.
 3. It should be creative, neat and clean.
 4. The interdisciplinary project must have following points:
 - Cover page
 - Certificate
 - Acknowledgement
 - Index
 - Bibliography
 - Size of sheet must be A-4.
 5. The final date for submission of Holiday homework is Monday, 8th July, 2024
- 

Part-1 Interdisciplinary Project

Subject					
English	<p>Q1. Prepare a project on the topic “Cultural Showcase of any Island”</p> <p>· <i>Showcase traditional crafts, artifacts, musical instruments, and attire through photographs or video presentations, accompanied by explanations of their cultural significance.</i></p> <p>Q2. Design an attractive Brochure on “any Island” & include all the major highlights.</p> <p>Q3. Read “The folktales of Nicobar” by Rabin Roychowdhary Link: http://itdaplain.ap.gov.in/pdfViewer.jsp?pdf=4247&id=digital</p> <p>Choose any from them and create the storyboards for each of them. Describe the same individually.</p> <p>(Story board template is given for the reference. Add pictures</p> <div style="border: 1px solid black; padding: 5px; margin-top: 10px;"> <table style="width: 100%; border-collapse: collapse;"> <thead> <tr> <th style="width: 50%; text-align: center;">SCENE</th> <th style="width: 50%; text-align: center;">SHOT</th> </tr> </thead> <tbody> <tr> <td style="height: 100px;"></td> <td style="height: 100px;"></td> </tr> </tbody> </table> <p style="margin-top: 5px;">NOTES: <hr/> <hr/></p> </div>	SCENE	SHOT		
SCENE	SHOT				
Hindi	<p>1 सात द्वीपों का शहर कौन सा है? उसके बारे में लिखिए व चित्र चिपकाइए। A4 साइज शीट पर</p> <p>2 भारत में कुल कितने द्वीप हैं उनके नाम लिखिए वह चित्र चिपकाइए A4 साइज शीट पर</p>				
Sanskrit	<p>प्रश्न1. एशिया महाद्वीप में प्रयोग होने वाले वाद्य यंत्रों का सचित्र (A4 Size) वर्णन करें। (कोई 5 वाक्य)</p> <p>प्रश्न2.: - किन्हीं 2 महाद्वीपों में मनाए जाने वाले उत्सवों (2 उत्सव) के बारे में 5 वाक्य लिखें। (A 4 Size)</p>				
French	<p>Make a collage on any one island of your choice by answering the questions given below:</p> <ol style="list-style-type: none"> 1. Où se trouvent cette île? (Location) 2. Quelle est la capitale de cette île? (It's Capital) 3. Quels sont les langues parlées dans cette île? (Languages spoken) 4. Quel est le climat de cette île? (It's climate) 5. Quels sont les principaux sites touristiques de cette île ? (Main tourist attractions) 				
MATHS	<ol style="list-style-type: none"> 1. Research the average temperature of any one island in different months of the year of Create a line graph to represent the temperature trends. (Do in A4 size sheet) 2. Study the coral reefs of any island of your choice. Calculate the percentage of the coral reef area and compare it to the area of the island. 				
S.studies	<ol style="list-style-type: none"> 1. Collect the informative report about any island and also mentioning the famous tourist places of different Islands with their features and specialities (Do in A4 Sheet) 2. Research on lives of ISLANDS TRIBE Their way of Living (jewelry, vessels, tools used for hunting) topography of their area, Threats and Challenges to their Existence. (Prepare a report in A4 sheet) 				

Science	<ol style="list-style-type: none"> 1. Take a virtual tour of one or more Indian islands. Create a travelogue detailing the geological and ecological aspects of the Island you explore. 2. Select a specific Island ecosystem (Example coral reefs, mangrove forest) and investigate its biodiversity and conservation challenges. You have to create a report on it.
----------------	---

Part-2 SUBJECT BASED PROJECTS

English	<p>Q1. You've got a chance to plan a trip to an Island with your favourite cartoon character in your summer vacations. Prepare a Comic book showing all the events that may happen there. (include the conversations, photographs of all the things you've got to attend throughout the journey and at the destination).</p> <p>Q2. Prepare a party eye/ face mask and add the adjectives which shows its relevance. You may add variety of material for making it more attractive like feathers, glitters etc.</p> <div style="text-align: center;">  </div> <p>Reference pic:-</p> <p>Assignment Link: https://drive.google.com/file/d/1FN_eLTXFA_ZB4Zvj52u6_AjXUj2lTh3J/view?usp=sharing</p>
Hindi	<p>प्रश्न 1 अनमोल वचन लिखिए (6x30) इच साइज शीट पर प्रश्न 2 हिंदी में महीना के नाम लिखिए फ्लैश कार्ड पर लिखिए https://docs.google.com/document/d/1mKSAV6nLC8iAJ-3S_b4trwH9ZSuvGSFJ5S4qdYqs46s/edit?usp=drivesdk</p>
Sanskrit	<p>प्रश्न.1 - घर में उपयोग होने वाले 10 वस्तुओं के नाम संस्कृत में लिखें। प्रश्न 2- संस्कृत के कोई 2 श्लोक हिंदी अर्थ सहित लिखें। प्रश्न 3.- 1 से 50 तक संख्या संस्कृत में लिखे । https://docs.google.com/document/d/1gbTn5SG69tn1hc2iDE82v6zOf2hNzRwC/edit?usp=drivesdk&oid=100709572283025957513&rtpof=true&sd=true</p>
French	<ul style="list-style-type: none"> •Make a chart depicting 4 parts of the day and their greetings.. <li style="text-align: center;">OR depicting alphabets A-Z with the names and pictures . •Learn Alphabets and their words and Numbers(0-20) •Learn lesson 0,1 and 2

MATHS	<p>1. Make a working model on</p> <ul style="list-style-type: none"> · L.C.M(Roll no. 1-5) · Prime numbers(Roll no. 6-10) · Opposite numbers(Roll no. 11-15) · Place value(Roll no. 16-20) · Fraction(Roll no. 21-25) · Addition (Roll no. 26-30) · Subtraction(Roll no. 31 onwards) <p>2. Do the given assignment on A-4 size sheet by clicking the link given below: https://docs.google.com/document/d/1aSidpOx_D4jOebvQC0wWKmZs0uCYDaDf/edit?usp=drivesdk&oid=106480544834871565867&rtpof=true&sd=true</p>
S.studies	<p>Make a chart /collage/model on our solar system. Also find out some interesting facts about Sun and Human made satellites? Instructions :- Use A3 size sheet for chart/collage/picture Roll no. - 1-20 , make chart and model 21-39 make collage and model</p> <p>https://docs.google.com/document/d/1MpRBNonOtXrXb_NQL87K8iZr1-kJwD07/edit?usp=drivesdk&oid=111798943163301063212&rtpof=true&sd=true</p>
Science	<p>Make a working model of</p> <ul style="list-style-type: none"> Food chain(Roll no. 1-5) Wall hanging on life cycle of insects(Roll no. 6-10) Moving robot(Roll no. 11-15) Automatic water fountain without electricity(Roll no. 16-20) Wheel and axle model(Roll no. 21-25) Carnival ride from cardboard(Roll no. 26-30) Electric power free energy generator with DC motor(Roll no. 31 onwards) <p>Q2. Do the following assignments on A4 size sheets by clicking the link given below. https://1drv.ms/w/c/26b829ed5b007bc9/EbFmUzERx1NNrI4HLW9lvUkBgIurzjVmocGTioLVIBgsjw?e=rm0QIU</p>
Computer	<p>R. No. 1 -16 Make a colorful poster on features of different languages of computer R.No. 17-33 Poster on first screen of Excel showing different components</p>

Part-3 Ek Bharat Shreshtha Bharat

1. The Andaman and Nicobar Islands, nestled in the Bay of Bengal, boast a rich tapestry of lifestyles and occupations influenced by their unique geographical setting, diverse cultural heritage, and abundant natural resources. Write a page on A4 size sheets about the vibrant lifestyle and varied occupations that characterize these enchanting islands & also paste the pictures where ever required

Happy Holiday!!!!

